

## FFA Student Membership Profile Guide

Revised: 12-14-2016



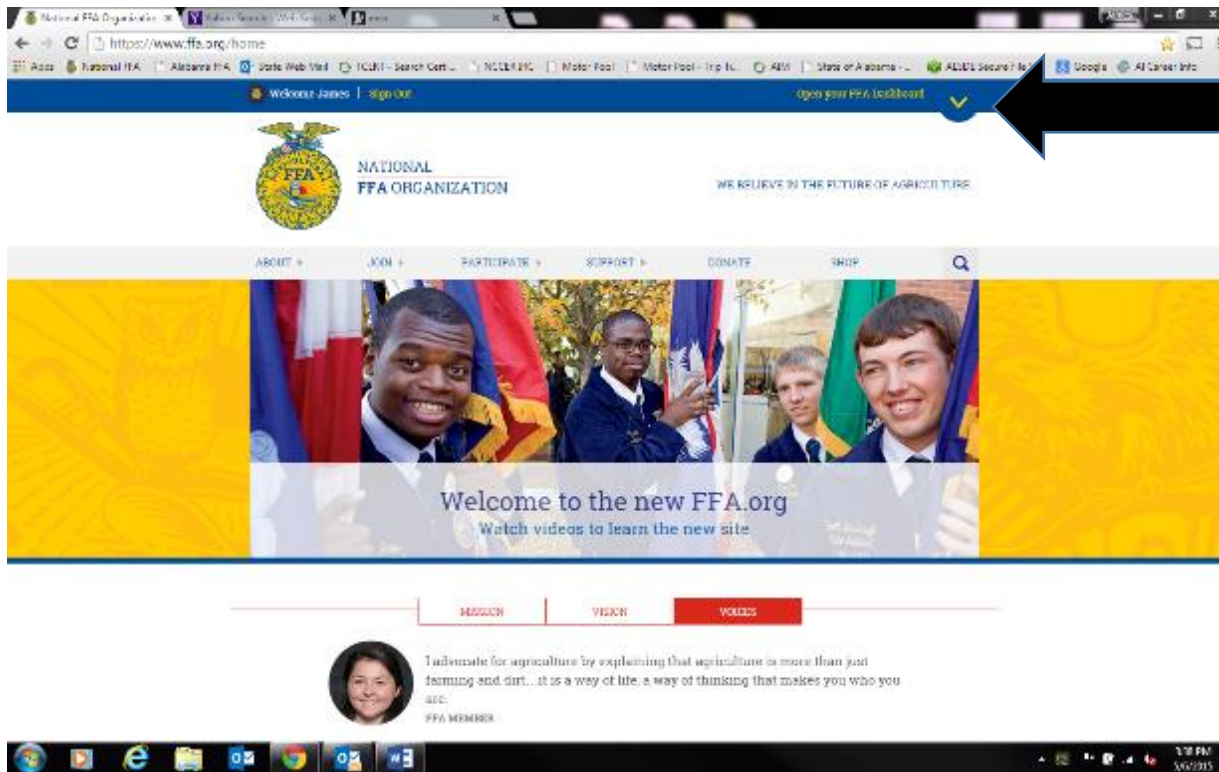
If you are a new Agriscience teacher or have moved schools, please contact Pam Kilpatrick or Andy Chamness for membership log in establishment or changes.

If you have lost or forgotten your username and/or password follow the on screen instructions on the My Registration and Log in page of [www.ffa.org](http://www.ffa.org).

Pam Kilpatrick – [skilpatrick@alsde.edu](mailto:skilpatrick@alsde.edu) (334) 242-9114

Andy Chamness – [jchamness@alsde.edu](mailto:jchamness@alsde.edu) (334) 242 -9114

Step 1: Log on to [www.ffa.org](http://www.ffa.org)



Click here to open your log in screen.

**Step 2: BLUE ARROW:** If you have an existing account log into ffa.org here using your username and password. *If you have forgotten your username click “forgot username”. If you know your username, but have forgotten your password click “forgot password.”* SKIP TO STEP 7

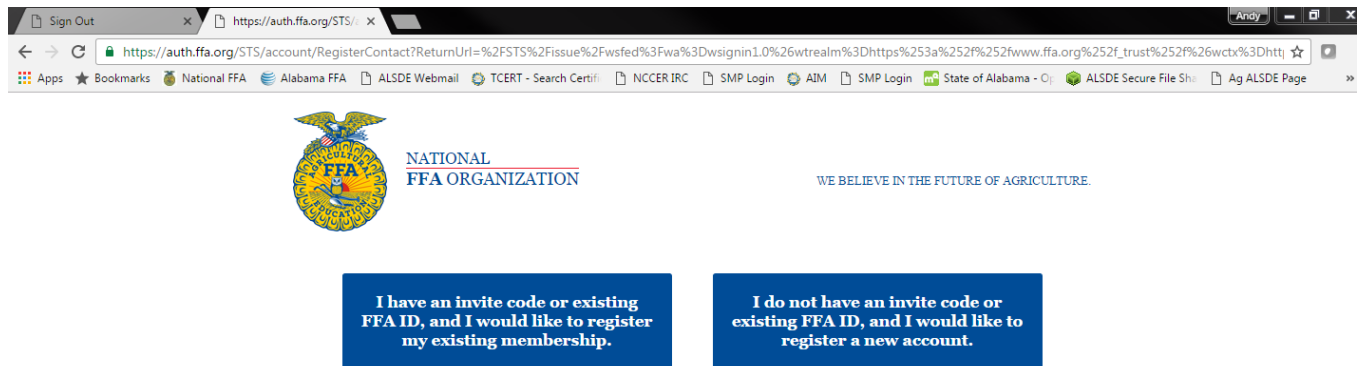
**BLACK ARROW:** If you have not created an account yet click “Start Here”

The screenshot shows the FFA.org website's login interface. At the top, there is a navigation bar with the text "MY FFA LOG IN". Below this, on the left, is a login form with two input fields: "User name" and "Password". A blue arrow points to the "User name" field. Below the "Password" field is a yellow "Sign In" button. To the right of the "Sign In" button are two links: "Forgot username?" and "Forgot password?". On the right side of the login area, there is a section titled "New to the FFA online experience?" with a sub-header "Register today to enjoy all the benefits of the FFA online experience. Click the 'start here' button below to begin the process." Below this text is a yellow "Start Here" button, which is pointed to by a black arrow. Below the login area is a large banner image featuring a group of six young people (three men and three women) standing in a field of young plants. Overlaid on the bottom of the banner is the text "Welcome to the new FFA.org" and "Watch videos to learn the new site". Below the banner is a navigation menu with three items: "MISSION", "VISION", and "VOICES". The "VISION" item is highlighted in red. Below the navigation menu is a paragraph of text: "Students whose lives are impacted by FFA and agricultural education will achieve academic and personal growth, strengthen American agriculture and provide leadership to build healthy local communities, a strong nation and a...". At the bottom of the page, there is a Windows taskbar with various application icons and a system tray showing the time as 3:43 PM on 5/6/2015.

**Step 3: Click on the left icon to continue. Your teacher should have provided you with one of three things.**

- 1. A general chapter invite code that the teacher created. (teachers, see how to change chapter invite code guide online.)**
- 2. A personal Invite code that looks like this EXAMPLE Y74I43**
- 3. A FFA membership id number**

**These choices will make sense on the next step.**



**Step 4: Your teacher will choose the option they wish to provide you. Each option requires different data, but will take you to the same result.**

The screenshot shows a web browser window with the URL [https://auth.ffa.org/STS/account/RegisterExistingContact?returnUrl=%2FSTS%2Fissue%2Fwsfed%3Fwa%3Dwsignin1.0%26wrealm%3Dhttps%253a%252f%252fwww.ffa.org%252f\\_trust%252f%26wctx%253d](https://auth.ffa.org/STS/account/RegisterExistingContact?returnUrl=%2FSTS%2Fissue%2Fwsfed%3Fwa%3Dwsignin1.0%26wrealm%3Dhttps%253a%252f%252fwww.ffa.org%252f_trust%252f%26wctx%253d). The page instructs the user to "Choose one of the options below" and includes a warning: "Important: Please do not log in to another FFA.org website, including Shop FFA, until your registration is complete." There are three registration options for existing members, each with a "Register Invite Code" button.

*Choose one of the options below.  
Important: Please do not log in to another FFA.org website, including Shop FFA, until your registration is complete.*

**Option 1 - Register by Individual Invite Code:**  
**For students and alumni**  
If you are an existing FFA member, enter your individual invite code provided by your advisor, along with your chapter's ID for verification. FFA Alumni members use the affiliate ID and individual invite code provided by your alumni leader.

Chapter ID  
Invite code  
Register Invite Code

**Option 2 - Register by Chapter Invite Code:**  
**For students**  
If you are an existing FFA member, enter the chapter invite code provided by your advisor, along with your full name.

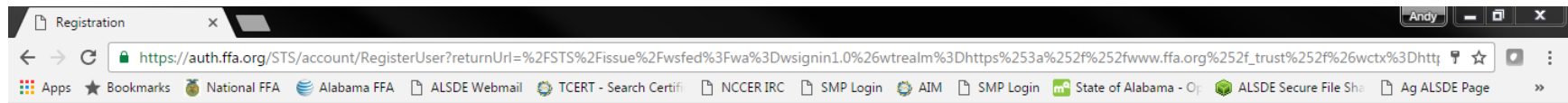
Chapter Invite Code  
First name  
Last name  
Register Invite Code

**Option 3 - Register by FFA ID:**  
**For those unable to obtain an invite code**  
If you are an existing FFA member but do not have an invite code from your advisor or your chapter, use your FFA ID. To verify your FFA ID, enter your last name.

FFAID  
Last name  
Register FFAID

[I do not have an invite code or existing FFA ID, and I would like to register a new account](#)

**Step 5: Members create a username and password and enter an email address. If the student doesn't have an email address one must be created through a webmail provider such as gmail, icloud, etc.**



**NATIONAL  
FFA ORGANIZATION**

WE BELIEVE IN THE FUTURE OF AGRICULTURE.

## Registration

[Need help accessing an account you set up?](#)  
[Forgot username?](#) [Forgot password?](#)

### New User Registration:

**Create New Username:**

**Create New Password:**

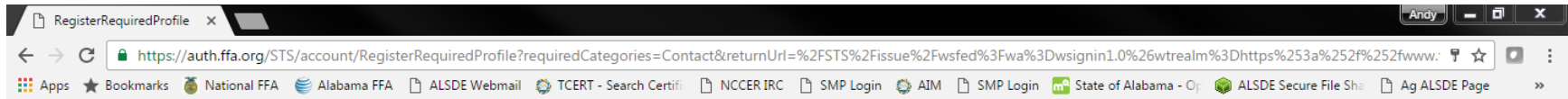
**Verify Password:**

**Enter Email address:**

**Verify Email address:**

Continue

## Step 6: Continue to provide information. Email address is all that is required on this page.



NATIONAL  
FFA ORGANIZATION

WE BELIEVE IN THE FUTURE OF AGRICULTURE.

### Required Profile Information

#### Contact Information:

Home Phone Number:

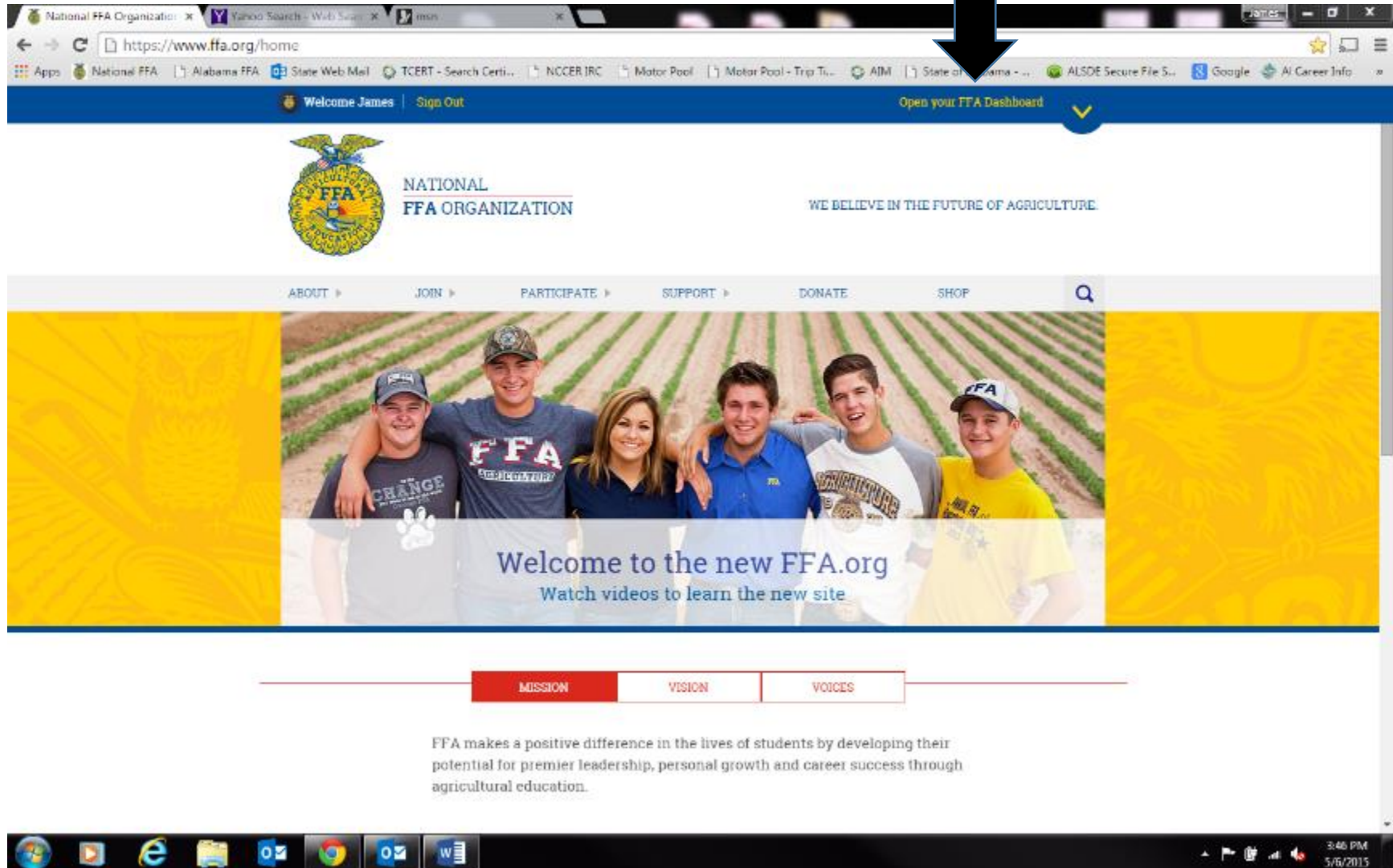
Mobile Phone Number:

Email Address:

Alternate Email Address:

Next

Step 7: Once signed in click on “Open your FFA Dashboard”



The screenshot shows the FFA.org website interface. At the top, a blue navigation bar contains the text "Welcome James | Sign Out" on the left and "Open your FFA Dashboard" with a downward-pointing arrow on the right. A large black arrow from the text above points to this link. Below the navigation bar is the FFA logo and the text "NATIONAL FFA ORGANIZATION" and "WE BELIEVE IN THE FUTURE OF AGRICULTURE." A horizontal menu includes "ABOUT", "JOIN", "PARTICIPATE", "SUPPORT", "DONATE", and "SHOP". The main content area features a large banner image of six FFA members in a field, with the text "Welcome to the new FFA.org" and "Watch videos to learn the new site". Below the banner is a navigation bar with "MISSION", "VISION", and "VOICES" tabs. The "MISSION" tab is selected. The text below reads: "FFA makes a positive difference in the lives of students by developing their potential for premier leadership, personal growth and career success through agricultural education." The Windows taskbar at the bottom shows the time as 3:46 PM on 5/6/2015.




## Step 4: Under “My Account” click “User Profile”


The screenshot shows the 'MY FFA DASHBOARD' interface. On the left, under the 'MY ACCOUNT' section, there are three menu items: 'My Toolbox - Instructor', 'My Toolbox - Student', and 'User Profile'. A large black arrow points to the 'User Profile' link. To the right, there is a 'CONTACT INFORMATION' section with email addresses and a phone number. Below that is a 'MY MEMBER LINKS' section with various options like 'Register for ADC' and '2015 Chapter Top Winners'. A video player titled 'HOW TO USE THE NEW FFA.ORG' is also visible. At the bottom, there is a navigation bar with 'MISSION', 'VISION', and 'VOICES' tabs, and a testimonial from Hope Baker, an FFA member.


https://www.ffa.org/home

MY FFA DASHBOARD



CONTACT INFORMATION

 jhanneco@alabdc.edu

 jameschanneco@gmail.com

334-242-6114

MY ACCOUNT

- My Toolbox - Instructor
- 
- My Toolbox - Student
- User Profile**

MY MEMBER LINKS

- Register for ADC
- 2015 Chapter Top Winners
- WLC Registration
- My Journey
- Give The Gift Of Blue
- Resources

For security purposes, sign out and close your browser to end your session.


HOW TO USE THE NEW FFA.ORG

the new FFA.org

Watch some quick videos to learn your way around the redesigned FFA.org

watch videos to learn the new site

MISSION VISION VOICES

 When we put on our jackets, we become one big voice that makes people stop and listen... we make a difference!  
HOPE BAKER, FFA MEMBER

3:48 PM 5/6/2015

## 5: Review and update your personal information and click “Update Profile”

My Information x Chapter/Charter Inform... x Sign Out x MSN.com - Hotmail, Ou... x Andy

https://www.ffa.org/\_layouts/Contact/ContactProfile.aspx

Apps ★ Bookmarks National FFA Alabama FFA ALSDE Webmail TCERT - Search Certifi... NCCER IRC SMP Login ADM SMP Login State of Alabama - O... ALSDE Secure File Shi... Ag ALSDE Page

Welcome James | Sign Out Open your FFA Dashboard

Main Menu Profiles Application Center Roster Reporting Search Refresh

### Personal Data

FFA ID: 600281803

Prefix Last Name \* First Name \* M.I. Suffix <Select>

Account UserName: \* Account Email: \* Alternate Email:

Phone Mobile:

### Addresses

Type	Address1	Address2	City	State	Zip
Mailing				AL	
Shipping				AL	


### Demographic Information

Gender Race Birthday (i.e. 10/31/1979) \*

Highest Degree Completed Former FFA Member?  Yes  No

NickName T-Shirt Size Grade in School High School Graduation Month/Year

Ande | | Unknown | Jan |



**Step 6: Write down your username and password and put it somewhere you will not lose it. Your teacher can assist you in resetting a password if you have a valid email listed on your profile.**